

Scaled data based on original data using
LM-79-08 Approved Method: Electrical and Photometric Measurements of Solid-
State Lighting Products

Test Report Prepared for
Cooper Lighting Solutions
(formerly Eaton)

Brand: McGRAW-EDISON

Report Number: P226927

Luminaire Tested: **ISW-AF-450-LED-E1-SL3-7060**

Issue Date: 3/3/2020

Test Information

Test Method: LM-79-08
Report Number: P226927
TEST IS SCALED FROM IESNA LM-79-08 TEST DATA (P35946)
Test Lab: INNOVATION CENTER-P3
Issue Date: 3/3/2020
Manufacturer: COOPER LIGHTING SOLUTIONS (FORMERLY EATON)
Product Line: MCGRAW-EDISON
Catalog Number: ISW-AF-450-LED-E1-SL3-7060
Description: IMPACT ELITE LED WEDGE LUMINAIRE
LIGHT SQUARE WITH ACCULED OPTICS-TYPE III W/SPILL CONTROL
Light Source: (16) 5700K CCT, 70 CRI LEDs
Ballast/Driver: ELECTRONIC DRIVER

Summary

Lumens per Lamp: N/A
Luminaire Lumens: 2969.6 lumens
Efficiency: N/A
Efficacy: 117.3 lumens/watt
Luminous Opening: Rectangular (W 0.5' x L: 0.5' x H: 0')
IES Classification: Type II - Short - Semi-Cutoff
BUG Rating: B1 - U1 - G1

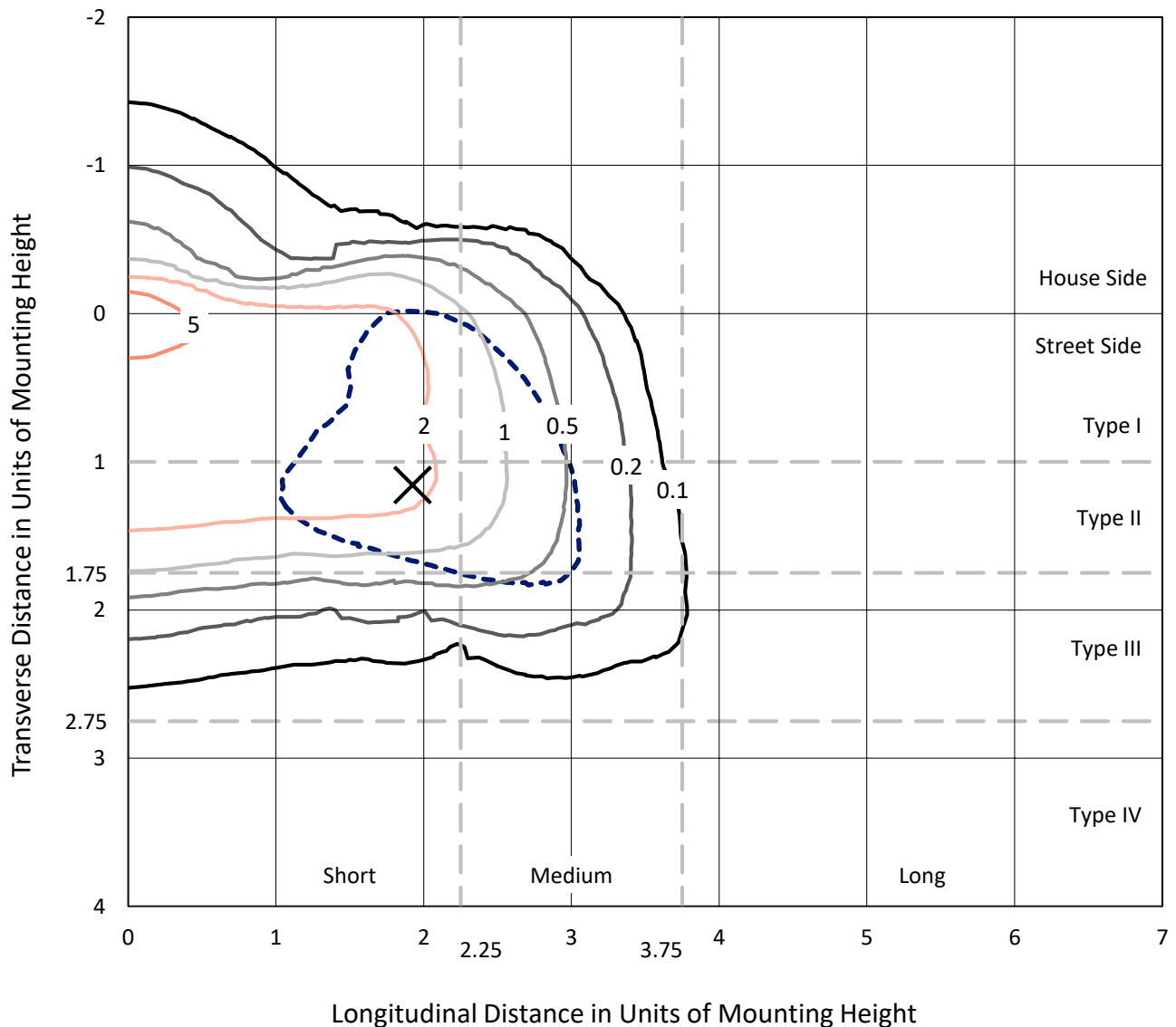
Input Watts (W): 25.31
Input Voltage (V): 120
Input Current (Ain): NR
Voltage Rise (V): NR
Power Factor: NR
Total Harmonic Distortion (THDi): NR
Frequency (hertz): 60
Stabilization Time: NR
Operation Time: NR
Ambient Temperature (°C): NR
Test Distance: 25 FT



REPORT NUMBER: P226927
 CATALOG NUMBER: ISW-AF-450-LED-E1-SL3-7060

Iso-Footcandle Lines of Horizontal Illumination

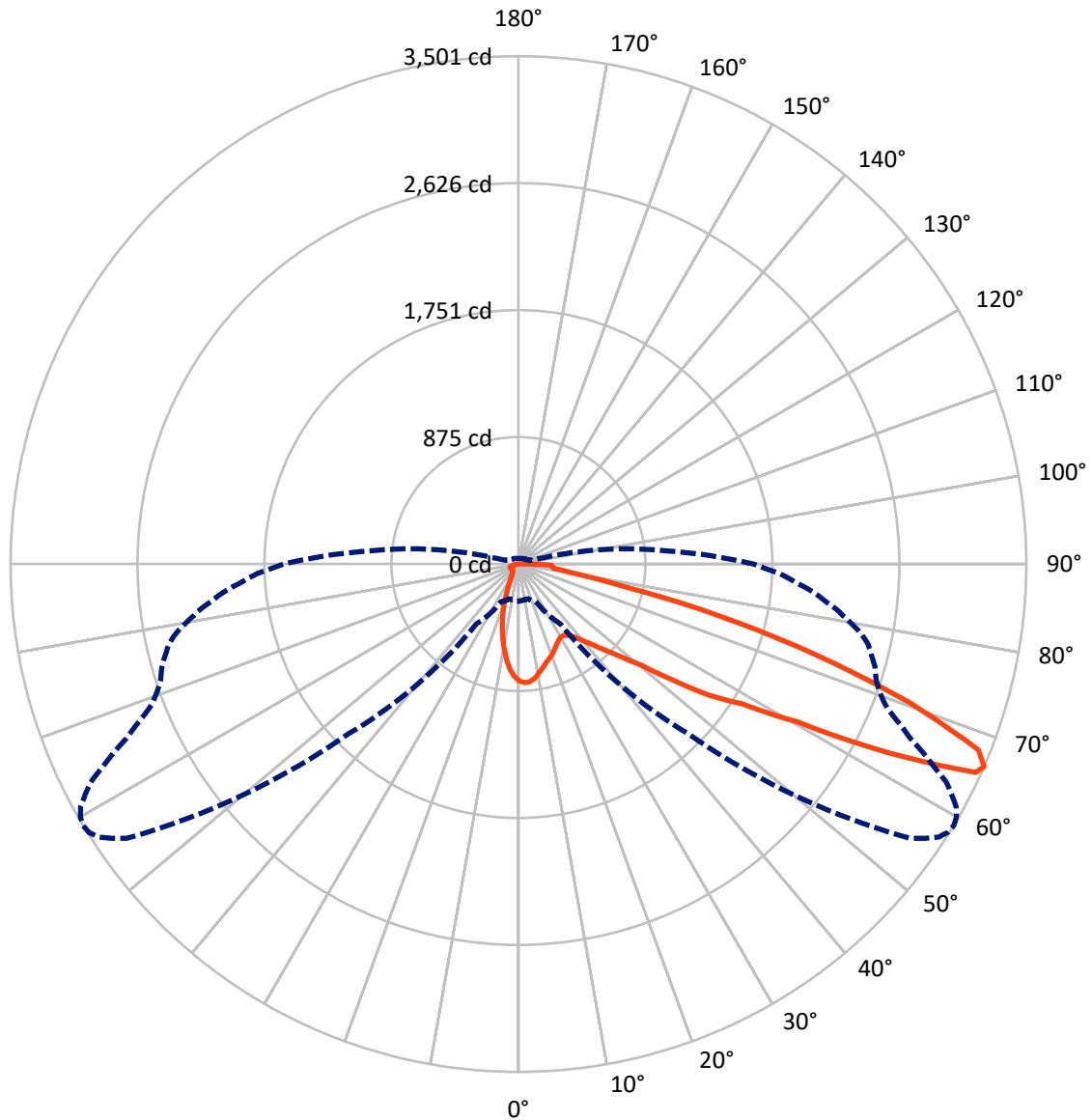
× Max cd
 - - - 1/2 Max cd



Based on 10 foot mounting height. Maximum calculated value = 8.1 fc
 Type II - Short - Semi-Cutoff

REPORT NUMBER: P226927
CATALOG NUMBER: ISW-AF-450-LED-E1-SL3-7060

Luminous Intensity Polar Plot



— Vertical Plane Through 59-Deg Lateral - - - Horizontal Cone Through 66-Deg Vertical

REPORT NUMBER: P226927

CATALOG NUMBER: ISW-AF-450-LED-E1-SL3-7060

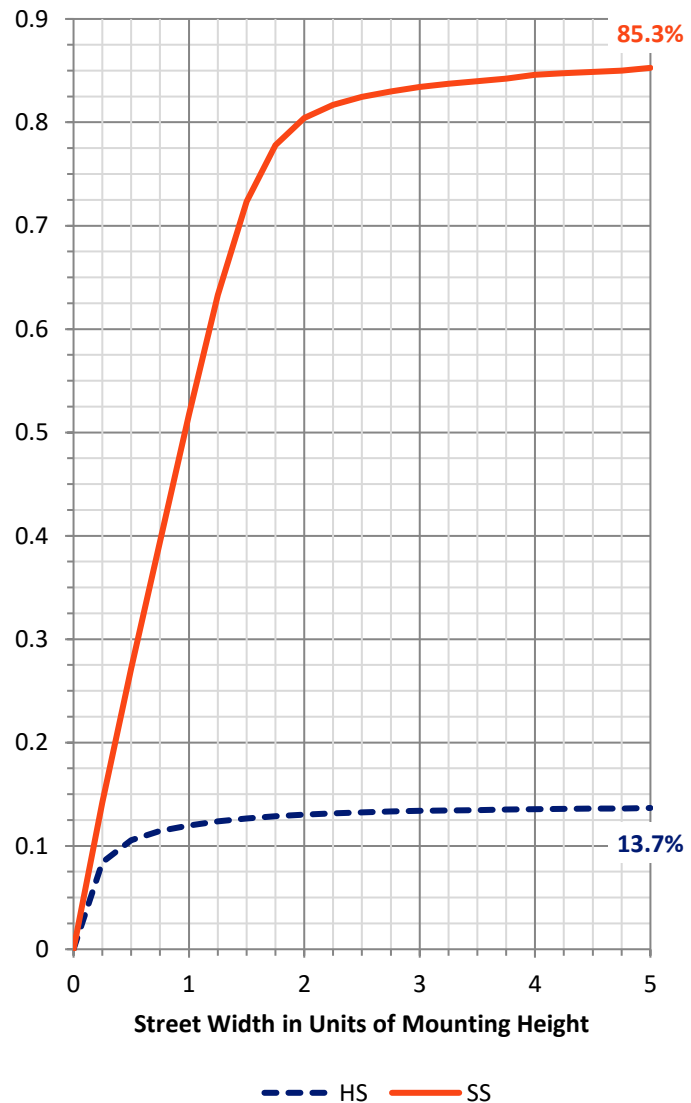
FLUX DISTRIBUTION:

		Downward	Upward	Total
House Side	Lumens	412.0	0.2	412.2
	% Fixture	13.9	0.0	13.9
Street Side	Lumens	2556.4	1.1	2557.4
	% Fixture	86.1	0.0	86.1
Total	Lumens	2968.4	1.3	2969.6
	% Fixture	100.0	0.0	100.0

Coefficient of Utilization

ZONAL LUMENS:

Zone	Lumens	% Fixture
0°-10°	68.8	2.3
10°-20°	145.3	4.9
20°-30°	182.2	6.1
30°-40°	249.3	8.4
40°-50°	401.1	13.5
50°-60°	696.9	23.5
60°-70°	846.8	28.5
70°-80°	315.9	10.6
80°-90°	62.1	2.1
90°-100°	1.3	0.0
100°-110°	0.0	0.0
110°-120°	0.0	0.0
120°-130°	0.0	0.0
130°-140°	0.0	0.0
140°-150°	0.0	0.0
150°-160°	0.0	0.0
160°-170°	0.0	0.0
170°-180°	0.0	0.0
0°-90°	2968.4	100.0
0°-180°	2969.6	100.0



REPORT NUMBER: P226927

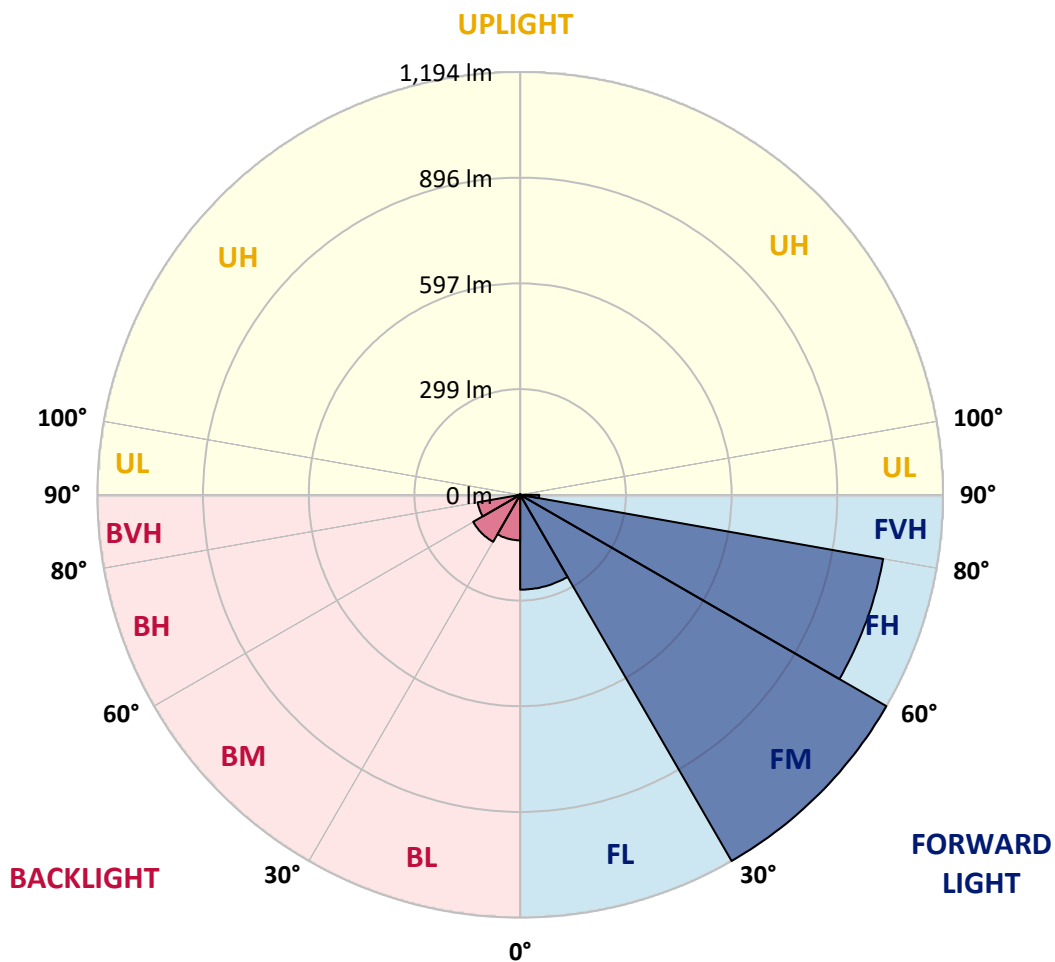
CATALOG NUMBER: ISW-AF-450-LED-E1-SL3-7060

LUMINAIRE CLASSIFICATION SYSTEM LUMEN TABLE AND BUG RATING:

Zone	Lumens	% Fixture	Zone Rating/Lumen Limit		
			B	U	G
FL (0°-30°)	267.8	9.0			
FM (30°-60°)	1194.1	40.2			
FH (60°-80°)	1040.8	35.0			G1/1800
FVH (80°-90°)	53.6	1.8			G1/100
BL (0°-30°)	128.5	4.3	B1/500		
BM (30°-60°)	153.2	5.2	B0/220		
BH (60°-80°)	121.8	4.1	B1/500		G1/500
BVH (80°-90°)	8.5	0.3			G0/10
UL (90°-100°)	1.3	0.0		U1/10	
UH (100°-180°)	0.2	0.0		U1/10	

BUG Rating: B1-U1-G1

Type II Short





REPORT NUMBER: P226927

CATALOG NUMBER: ISW-AF-450-LED-E1-SL3-7060

CANDELA DISTRIBUTION (FULL):

	0°	5°	15°	25°	35°	45°	55°	56°	57°	58°	59°
0°	806.8	806.8	806.8	806.8	806.8	806.8	806.8	806.8	806.8	806.8	806.8
2.5°	827.7	825.0	830.0	828.2	829.5	822.7	821.3	820.0	820.9	819.5	819.5
5°	808.1	806.8	812.7	815.9	818.6	817.7	817.2	817.2	817.7	814.5	815.0
7.5°	750.8	749.9	758.0	764.0	777.2	784.9	794.9	795.4	796.3	794.9	797.7
10°	689.8	692.5	699.8	709.3	728.9	740.7	759.9	763.5	764.9	765.3	765.8
12.5°	631.5	628.7	637.9	656.1	682.5	701.6	725.7	727.5	729.8	733.0	736.2
15°	579.6	582.8	590.0	609.2	636.9	663.8	695.2	697.0	701.6	704.3	708.9
17.5°	544.1	544.1	552.3	570.0	596.0	630.1	669.7	672.9	676.6	680.2	685.2
20°	526.3	526.3	529.5	540.0	562.7	595.5	643.3	647.0	653.3	657.4	664.3
22.5°	524.9	524.5	524.0	526.3	540.0	565.5	615.1	620.1	625.6	631.9	637.9
25°	539.5	540.9	535.4	531.8	533.1	545.0	588.2	591.0	601.4	605.5	612.8
27.5°	560.5	562.7	558.2	552.7	544.5	536.8	565.5	570.0	576.8	583.7	592.8
30°	590.5	590.0	589.6	586.0	570.0	545.9	558.6	561.8	567.7	573.2	580.9
32.5°	622.8	626.5	629.2	627.4	611.0	570.0	568.2	570.9	576.4	579.6	584.6
35°	664.7	666.5	677.0	677.0	660.6	613.3	595.1	597.3	600.1	601.4	605.1
37.5°	710.7	717.1	732.6	741.7	716.2	667.0	637.4	637.4	638.8	639.7	642.0
40°	764.0	773.1	794.5	811.8	795.4	733.9	692.9	697.0	695.7	693.9	698.9
42.5°	825.9	835.9	861.9	878.2	868.7	814.5	767.6	764.9	769.0	763.5	765.3
45°	897.8	905.6	932.0	949.3	957.0	913.3	865.5	860.0	860.0	848.2	853.2
47.5°	962.5	964.7	990.2	1020.7	1045.8	1046.7	979.3	975.7	967.0	959.3	957.5
50°	1022.6	1029.4	1045.8	1079.0	1131.4	1176.9	1135.9	1124.6	1115.0	1086.3	1095.0
52.5°	1126.8	1140.0	1150.5	1170.5	1232.5	1324.9	1375.4	1357.7	1355.4	1329.4	1323.5
55°	1146.4	1147.8	1182.4	1298.0	1443.7	1510.2	1607.2	1606.7	1614.0	1605.8	1598.0
57.5°	1054.4	1043.5	1101.3	1253.9	1546.6	1888.1	1858.5	1861.7	1852.1	1827.1	1819.3
60°	821.3	830.4	892.8	1087.2	1472.4	2132.1	2327.4	2269.6	2311.0	2245.9	2210.9
62.5°	462.1	451.6	494.0	698.4	1207.9	2144.8	2966.2	2972.6	2992.6	2956.2	2870.6
65°	298.2	293.7	289.6	353.3	723.9	1876.2	3319.5	3397.8	3444.7	3463.8	3465.2
66°	256.3	252.7	247.7	289.1	504.5	1653.1	3296.7	3380.5	3455.2	3490.7	3501.1
67.5°	218.1	212.6	211.7	239.5	351.0	1282.5	3079.5	3211.1	3277.1	3369.1	3419.2
70°	166.6	163.9	172.1	206.7	269.5	603.7	2454.0	2625.6	2739.4	2811.4	2857.8
72.5°	139.8	138.9	150.2	188.9	255.4	342.4	1717.8	1902.2	2021.0	2089.8	2153.5
75°	109.3	110.2	125.2	180.3	254.0	298.2	998.0	1173.7	1242.9	1351.3	1434.1
77.5°	82.0	81.0	92.9	145.7	247.7	302.3	518.6	591.4	667.4	722.5	742.6
80°	57.4	58.3	66.5	100.2	193.0	311.0	323.3	340.1	356.0	373.8	377.4
82.5°	38.2	38.7	49.2	68.7	133.9	296.8	301.9	294.1	281.8	266.3	249.5
85°	23.2	24.1	35.1	46.4	103.8	268.6	312.3	291.8	273.2	252.7	232.2
87.5°	11.8	13.2	20.9	27.3	61.5	132.5	325.1	310.0	284.6	253.1	230.4
90°	3.2	3.2	4.6	6.8	12.3	26.9	82.0	73.8	36.9	70.1	34.6
92.5°	0.0	0.0	0.0	0.0	0.0	0.0	0.0	0.0	0.0	0.0	0.0
95°	0.0	0.0	0.0	0.0	0.0	0.0	0.0	0.0	0.0	0.0	0.0
97.5°	0.0	0.0	0.0	0.0	0.0	0.0	0.0	0.0	0.0	0.0	0.0
100°	0.0	0.0	0.0	0.0	0.0	0.0	0.0	0.0	0.0	0.0	0.0
102.5°	0.0	0.0	0.0	0.0	0.0	0.0	0.0	0.0	0.0	0.0	0.0
105°	0.0	0.0	0.0	0.0	0.0	0.0	0.0	0.0	0.0	0.0	0.0
107.5°	0.0	0.0	0.0	0.0	0.0	0.0	0.0	0.0	0.0	0.0	0.0



REPORT NUMBER: P226927

CATALOG NUMBER: ISW-AF-450-LED-E1-SL3-7060

CANDELA DISTRIBUTION (continued):

	0°	5°	15°	25°	35°	45°	55°	56°	57°	58°	59°
110°	0.0	0.0	0.0	0.0	0.0	0.0	0.0	0.0	0.0	0.0	0.0
112.5°	0.0	0.0	0.0	0.0	0.0	0.0	0.0	0.0	0.0	0.0	0.0
115°	0.0	0.0	0.0	0.0	0.0	0.0	0.0	0.0	0.0	0.0	0.0
117.5°	0.0	0.0	0.0	0.0	0.0	0.0	0.0	0.0	0.0	0.0	0.0
120°	0.0	0.0	0.0	0.0	0.0	0.0	0.0	0.0	0.0	0.0	0.0
122.5°	0.0	0.0	0.0	0.0	0.0	0.0	0.0	0.0	0.0	0.0	0.0
125°	0.0	0.0	0.0	0.0	0.0	0.0	0.0	0.0	0.0	0.0	0.0
127.5°	0.0	0.0	0.0	0.0	0.0	0.0	0.0	0.0	0.0	0.0	0.0
130°	0.0	0.0	0.0	0.0	0.0	0.0	0.0	0.0	0.0	0.0	0.0
132.5°	0.0	0.0	0.0	0.0	0.0	0.0	0.0	0.0	0.0	0.0	0.0
135°	0.0	0.0	0.0	0.0	0.0	0.0	0.0	0.0	0.0	0.0	0.0
137.5°	0.0	0.0	0.0	0.0	0.0	0.0	0.0	0.0	0.0	0.0	0.0
140°	0.0	0.0	0.0	0.0	0.0	0.0	0.0	0.0	0.0	0.0	0.0
142.5°	0.0	0.0	0.0	0.0	0.0	0.0	0.0	0.0	0.0	0.0	0.0
145°	0.0	0.0	0.0	0.0	0.0	0.0	0.0	0.0	0.0	0.0	0.0
147.5°	0.0	0.0	0.0	0.0	0.0	0.0	0.0	0.0	0.0	0.0	0.0
150°	0.0	0.0	0.0	0.0	0.0	0.0	0.0	0.0	0.0	0.0	0.0
152.5°	0.0	0.0	0.0	0.0	0.0	0.0	0.0	0.0	0.0	0.0	0.0
155°	0.0	0.0	0.0	0.0	0.0	0.0	0.0	0.0	0.0	0.0	0.0
157.5°	0.0	0.0	0.0	0.0	0.0	0.0	0.0	0.0	0.0	0.0	0.0
160°	0.0	0.0	0.0	0.0	0.0	0.0	0.0	0.0	0.0	0.0	0.0
162.5°	0.0	0.0	0.0	0.0	0.0	0.0	0.0	0.0	0.0	0.0	0.0
165°	0.0	0.0	0.0	0.0	0.0	0.0	0.0	0.0	0.0	0.0	0.0
167.5°	0.0	0.0	0.0	0.0	0.0	0.0	0.0	0.0	0.0	0.0	0.0
170°	0.0	0.0	0.0	0.0	0.0	0.0	0.0	0.0	0.0	0.0	0.0
172.5°	0.0	0.0	0.0	0.0	0.0	0.0	0.0	0.0	0.0	0.0	0.0
175°	0.0	0.0	0.0	0.0	0.0	0.0	0.0	0.0	0.0	0.0	0.0
177.5°	0.0	0.0	0.0	0.0	0.0	0.0	0.0	0.0	0.0	0.0	0.0
180°	0.0	0.0	0.0	0.0	0.0	0.0	0.0	0.0	0.0	0.0	0.0



REPORT NUMBER: P226927

CATALOG NUMBER: ISW-AF-450-LED-E1-SL3-7060

CANDELA DISTRIBUTION (continued):

	60°	61°	62°	63°	64°	65°	66°	67°	68°	69°	70°
0°	806.8	806.8	806.8	806.8	806.8	806.8	806.8	806.8	806.8	806.8	806.8
2.5°	819.1	820.0	819.1	817.7	819.1	817.7	817.2	816.8	817.2	816.3	815.9
5°	815.0	815.9	815.9	813.1	812.7	814.5	811.8	812.7	811.8	810.9	809.0
7.5°	795.4	795.8	796.3	794.5	795.8	795.8	794.9	794.9	794.0	794.5	792.7
10°	768.1	769.9	771.7	770.8	770.3	774.4	772.6	774.0	774.0	772.6	773.1
12.5°	738.5	741.7	743.9	743.9	745.8	750.3	749.9	750.8	754.4	754.4	753.0
15°	711.2	714.3	718.0	720.7	724.4	727.5	729.8	733.5	735.3	735.3	737.6
17.5°	689.8	694.3	698.4	699.8	704.8	710.2	711.6	716.2	718.9	720.3	723.0
20°	668.8	673.8	678.8	683.4	687.9	694.3	697.5	700.2	704.8	707.5	711.6
22.5°	644.2	652.0	658.3	663.8	671.5	677.0	683.4	687.9	693.4	697.5	700.7
25°	621.0	631.5	640.1	645.6	656.1	663.8	671.5	678.4	685.2	691.1	695.7
27.5°	599.6	611.4	621.9	630.6	642.0	654.2	662.0	673.4	682.5	690.7	696.1
30°	589.1	599.2	610.1	620.1	631.5	647.0	659.7	674.3	685.7	696.1	704.3
32.5°	591.4	600.5	610.1	618.7	630.6	647.9	661.1	677.9	694.8	708.4	718.9
35°	609.6	617.8	624.2	631.9	642.4	655.6	669.7	687.5	708.4	726.6	740.3
37.5°	647.9	650.1	656.5	662.4	667.9	680.2	693.4	708.4	732.6	751.7	770.8
40°	695.2	701.1	707.1	709.8	716.2	723.9	729.8	745.8	767.2	792.2	813.1
42.5°	765.8	768.1	769.0	769.9	772.2	777.6	786.3	800.8	821.8	844.1	867.3
45°	845.0	847.7	850.5	851.8	848.7	851.8	860.9	867.8	888.3	909.2	938.8
47.5°	954.7	946.5	942.4	947.9	945.2	952.0	956.1	960.2	984.8	1009.8	1034.9
50°	1095.4	1090.4	1084.0	1084.5	1089.5	1084.9	1087.7	1102.7	1110.9	1131.8	1165.1
52.5°	1320.3	1304.8	1280.7	1270.2	1276.2	1272.5	1273.9	1277.1	1271.6	1291.2	1319.4
55°	1598.0	1578.0	1562.1	1553.0	1519.3	1516.6	1494.2	1486.0	1468.3	1487.0	1480.6
57.5°	1796.1	1783.4	1775.2	1747.8	1732.4	1701.4	1692.3	1681.4	1656.8	1669.1	1680.0
60°	2178.5	2133.0	2117.5	2069.7	2053.8	2024.2	1986.4	1967.7	1955.0	1966.8	1959.5
62.5°	2816.8	2753.6	2741.3	2627.9	2600.1	2531.8	2460.8	2451.3	2411.2	2386.1	2380.2
65°	3440.1	3349.5	3281.7	3157.9	3074.1	2976.7	2868.3	2789.1	2707.6	2666.6	2612.4
66°	3486.6	3450.6	3382.3	3309.9	3187.9	3081.4	2958.4	2872.8	2781.3	2709.4	2663.0
67.5°	3407.4	3388.2	3364.1	3314.9	3238.4	3139.2	3022.6	2913.4	2803.2	2718.5	2644.3
70°	2880.1	2901.1	2928.4	2915.6	2871.9	2833.2	2730.3	2669.3	2586.5	2475.4	2429.9
72.5°	2174.0	2230.0	2210.9	2138.9	2105.2	2078.4	2041.0	2000.1	1881.2	1867.6	1813.9
75°	1398.6	1380.0	1392.3	1304.8	1245.2	1220.6	1131.8	1095.4	1006.2	948.4	904.2
77.5°	737.1	700.7	672.5	595.5	540.4	508.1	464.8	413.9	335.5	331.0	259.5
80°	341.9	314.1	288.7	261.8	234.9	199.4	173.0	141.1	124.7	107.0	99.7
82.5°	232.2	214.4	199.0	181.2	160.7	136.1	117.5	99.7	85.1	76.5	69.7
85°	210.3	191.2	173.9	151.6	130.2	109.7	89.7	74.2	60.6	52.8	48.3
87.5°	204.4	180.7	162.5	138.4	117.5	96.5	77.4	60.1	46.9	38.2	32.8
90°	26.0	27.8	20.0	19.1	8.2	10.5	7.7	4.6	5.0	3.6	4.1
92.5°	0.0	0.0	0.0	0.0	0.0	0.0	0.0	0.0	0.0	0.0	0.0
95°	0.0	0.0	0.0	0.0	0.0	0.0	0.0	0.0	0.0	0.0	0.0
97.5°	0.0	0.0	0.0	0.0	0.0	0.0	0.0	0.0	0.0	0.0	0.0
100°	0.0	0.0	0.0	0.0	0.0	0.0	0.0	0.0	0.0	0.0	0.0
102.5°	0.0	0.0	0.0	0.0	0.0	0.0	0.0	0.0	0.0	0.0	0.0
105°	0.0	0.0	0.0	0.0	0.0	0.0	0.0	0.0	0.0	0.0	0.0
107.5°	0.0	0.0	0.0	0.0	0.0	0.0	0.0	0.0	0.0	0.0	0.0



REPORT NUMBER: P226927

CATALOG NUMBER: ISW-AF-450-LED-E1-SL3-7060

CANDELA DISTRIBUTION (continued):

	60°	61°	62°	63°	64°	65°	66°	67°	68°	69°	70°
110°	0.0	0.0	0.0	0.0	0.0	0.0	0.0	0.0	0.0	0.0	0.0
112.5°	0.0	0.0	0.0	0.0	0.0	0.0	0.0	0.0	0.0	0.0	0.0
115°	0.0	0.0	0.0	0.0	0.0	0.0	0.0	0.0	0.0	0.0	0.0
117.5°	0.0	0.0	0.0	0.0	0.0	0.0	0.0	0.0	0.0	0.0	0.0
120°	0.0	0.0	0.0	0.0	0.0	0.0	0.0	0.0	0.0	0.0	0.0
122.5°	0.0	0.0	0.0	0.0	0.0	0.0	0.0	0.0	0.0	0.0	0.0
125°	0.0	0.0	0.0	0.0	0.0	0.0	0.0	0.0	0.0	0.0	0.0
127.5°	0.0	0.0	0.0	0.0	0.0	0.0	0.0	0.0	0.0	0.0	0.0
130°	0.0	0.0	0.0	0.0	0.0	0.0	0.0	0.0	0.0	0.0	0.0
132.5°	0.0	0.0	0.0	0.0	0.0	0.0	0.0	0.0	0.0	0.0	0.0
135°	0.0	0.0	0.0	0.0	0.0	0.0	0.0	0.0	0.0	0.0	0.0
137.5°	0.0	0.0	0.0	0.0	0.0	0.0	0.0	0.0	0.0	0.0	0.0
140°	0.0	0.0	0.0	0.0	0.0	0.0	0.0	0.0	0.0	0.0	0.0
142.5°	0.0	0.0	0.0	0.0	0.0	0.0	0.0	0.0	0.0	0.0	0.0
145°	0.0	0.0	0.0	0.0	0.0	0.0	0.0	0.0	0.0	0.0	0.0
147.5°	0.0	0.0	0.0	0.0	0.0	0.0	0.0	0.0	0.0	0.0	0.0
150°	0.0	0.0	0.0	0.0	0.0	0.0	0.0	0.0	0.0	0.0	0.0
152.5°	0.0	0.0	0.0	0.0	0.0	0.0	0.0	0.0	0.0	0.0	0.0
155°	0.0	0.0	0.0	0.0	0.0	0.0	0.0	0.0	0.0	0.0	0.0
157.5°	0.0	0.0	0.0	0.0	0.0	0.0	0.0	0.0	0.0	0.0	0.0
160°	0.0	0.0	0.0	0.0	0.0	0.0	0.0	0.0	0.0	0.0	0.0
162.5°	0.0	0.0	0.0	0.0	0.0	0.0	0.0	0.0	0.0	0.0	0.0
165°	0.0	0.0	0.0	0.0	0.0	0.0	0.0	0.0	0.0	0.0	0.0
167.5°	0.0	0.0	0.0	0.0	0.0	0.0	0.0	0.0	0.0	0.0	0.0
170°	0.0	0.0	0.0	0.0	0.0	0.0	0.0	0.0	0.0	0.0	0.0
172.5°	0.0	0.0	0.0	0.0	0.0	0.0	0.0	0.0	0.0	0.0	0.0
175°	0.0	0.0	0.0	0.0	0.0	0.0	0.0	0.0	0.0	0.0	0.0
177.5°	0.0	0.0	0.0	0.0	0.0	0.0	0.0	0.0	0.0	0.0	0.0
180°	0.0	0.0	0.0	0.0	0.0	0.0	0.0	0.0	0.0	0.0	0.0



REPORT NUMBER: P226927

CATALOG NUMBER: ISW-AF-450-LED-E1-SL3-7060

CANDELA DISTRIBUTION (continued):

	71°	72°	73°	74°	75°	76°	77°	78°	79°	80°	81°
0°	806.8	806.8	806.8	806.8	806.8	806.8	806.8	806.8	806.8	806.8	806.8
2.5°	815.0	813.6	815.0	814.5	812.7	813.1	813.6	811.8	810.9	810.9	810.4
5°	807.7	806.8	807.7	807.2	804.5	804.0	804.0	802.7	800.8	799.5	798.6
7.5°	790.4	791.3	790.8	789.5	788.1	788.1	786.7	783.5	781.7	779.9	778.1
10°	770.8	770.8	771.3	770.8	768.5	767.6	765.8	764.0	764.4	759.9	756.2
12.5°	753.5	753.5	753.0	752.1	750.8	750.3	750.3	744.8	743.5	742.1	738.0
15°	737.1	738.0	738.0	738.0	735.7	735.7	733.5	729.8	729.8	725.7	721.6
17.5°	724.4	725.7	725.3	725.7	726.2	723.4	719.3	717.1	714.3	712.1	706.6
20°	713.4	714.3	714.8	714.8	713.4	711.6	708.0	704.3	702.5	698.0	691.1
22.5°	703.4	705.2	705.7	705.7	703.9	702.5	698.9	693.4	689.8	684.3	677.9
25°	699.3	701.6	700.2	701.1	699.3	696.1	691.1	686.6	681.1	674.3	667.4
27.5°	700.7	703.9	703.0	702.5	700.2	698.0	691.6	686.1	679.7	671.5	662.9
30°	708.9	714.3	712.1	710.2	709.8	704.3	698.4	690.7	683.4	673.8	663.8
32.5°	724.4	727.1	727.5	726.2	723.9	719.3	711.2	701.1	692.9	681.6	669.7
35°	749.9	752.6	751.7	751.7	749.4	742.1	732.1	722.1	710.7	698.0	685.7
37.5°	785.4	790.4	789.5	787.6	784.9	776.3	768.5	756.2	743.5	726.6	712.5
40°	830.0	837.7	844.6	843.2	836.8	829.1	821.8	807.7	794.9	776.3	760.8
42.5°	890.1	900.6	909.2	915.6	912.8	902.8	890.1	884.2	866.0	846.8	830.9
45°	967.0	988.9	996.6	1004.4	1004.4	998.0	995.3	983.4	964.3	938.8	923.8
47.5°	1068.6	1097.7	1106.3	1119.5	1127.3	1120.5	1115.4	1095.4	1082.7	1047.6	1044.0
50°	1191.9	1221.1	1244.7	1260.2	1258.0	1263.9	1252.0	1240.7	1222.9	1194.2	1184.2
52.5°	1349.5	1372.7	1394.1	1403.2	1412.7	1411.4	1408.7	1400.9	1378.6	1363.1	1337.6
55°	1511.1	1530.2	1556.2	1571.2	1583.5	1581.2	1570.7	1552.1	1556.2	1523.8	1509.7
57.5°	1695.0	1716.0	1744.2	1758.3	1763.8	1791.5	1784.7	1782.4	1774.7	1763.3	1748.7
60°	2011.4	2017.4	2040.6	2076.1	2119.8	2111.2	2122.1	2129.4	2134.8	2109.3	2107.5
62.5°	2388.4	2395.7	2415.7	2423.0	2429.4	2430.3	2415.7	2415.7	2390.7	2357.9	2332.4
65°	2594.2	2579.2	2565.5	2557.8	2540.9	2525.9	2504.1	2474.5	2432.1	2381.6	2336.1
66°	2623.8	2593.3	2575.5	2556.0	2529.1	2501.3	2475.4	2434.9	2385.2	2325.1	2265.0
67.5°	2595.1	2553.2	2511.8	2483.1	2445.8	2395.7	2350.2	2302.8	2255.9	2173.5	2117.5
70°	2333.3	2283.3	2237.7	2174.9	2115.7	2066.5	1988.2	1905.8	1838.0	1751.5	1696.4
72.5°	1732.8	1673.6	1614.4	1526.1	1440.1	1427.3	1329.0	1232.0	1180.1	1110.4	1054.4
75°	855.9	781.3	675.2	627.8	559.1	525.4	506.7	436.6	419.8	351.0	350.1
77.5°	241.8	207.6	184.4	160.7	150.7	143.4	118.4	113.4	102.9	101.1	95.2
80°	91.5	86.5	84.2	82.0	79.7	78.3	77.4	73.8	71.9	69.2	67.8
82.5°	66.0	64.2	60.1	58.7	56.9	54.2	53.7	51.4	50.1	47.3	46.4
85°	44.6	42.3	40.1	37.8	36.9	36.4	35.1	34.1	33.2	31.9	31.4
87.5°	30.0	27.8	25.0	24.1	23.7	24.1	24.6	23.7	23.2	22.3	21.9
90°	3.6	5.0	4.6	4.6	5.5	4.6	4.6	5.0	4.6	4.6	4.1
92.5°	0.0	0.0	0.0	0.0	0.0	0.0	0.0	0.0	0.0	0.0	0.0
95°	0.0	0.0	0.0	0.0	0.0	0.0	0.0	0.0	0.0	0.0	0.0
97.5°	0.0	0.0	0.0	0.0	0.0	0.0	0.0	0.0	0.0	0.0	0.0
100°	0.0	0.0	0.0	0.0	0.0	0.0	0.0	0.0	0.0	0.0	0.0
102.5°	0.0	0.0	0.0	0.0	0.0	0.0	0.0	0.0	0.0	0.0	0.0
105°	0.0	0.0	0.0	0.0	0.0	0.0	0.0	0.0	0.0	0.0	0.0
107.5°	0.0	0.0	0.0	0.0	0.0	0.0	0.0	0.0	0.0	0.0	0.0



REPORT NUMBER: P226927
 CATALOG NUMBER: ISW-AF-450-LED-E1-SL3-7060

REPORT N
 CATALOG

CANDELA DISTRIBUTION (continued):

CANDELA

	71°	72°	73°	74°	75°	76°	77°	78°	79°	80°	81°	
110°	0.0	0.0	0.0	0.0	0.0	0.0	0.0	0.0	0.0	0.0	0.0	0°
112.5°	0.0	0.0	0.0	0.0	0.0	0.0	0.0	0.0	0.0	0.0	0.0	2.5°
115°	0.0	0.0	0.0	0.0	0.0	0.0	0.0	0.0	0.0	0.0	0.0	5°
117.5°	0.0	0.0	0.0	0.0	0.0	0.0	0.0	0.0	0.0	0.0	0.0	7.5°
120°	0.0	0.0	0.0	0.0	0.0	0.0	0.0	0.0	0.0	0.0	0.0	10°
122.5°	0.0	0.0	0.0	0.0	0.0	0.0	0.0	0.0	0.0	0.0	0.0	12.5°
125°	0.0	0.0	0.0	0.0	0.0	0.0	0.0	0.0	0.0	0.0	0.0	15°
127.5°	0.0	0.0	0.0	0.0	0.0	0.0	0.0	0.0	0.0	0.0	0.0	17.5°
130°	0.0	0.0	0.0	0.0	0.0	0.0	0.0	0.0	0.0	0.0	0.0	20°
132.5°	0.0	0.0	0.0	0.0	0.0	0.0	0.0	0.0	0.0	0.0	0.0	22.5°
135°	0.0	0.0	0.0	0.0	0.0	0.0	0.0	0.0	0.0	0.0	0.0	25°
137.5°	0.0	0.0	0.0	0.0	0.0	0.0	0.0	0.0	0.0	0.0	0.0	27.5°
140°	0.0	0.0	0.0	0.0	0.0	0.0	0.0	0.0	0.0	0.0	0.0	30°
142.5°	0.0	0.0	0.0	0.0	0.0	0.0	0.0	0.0	0.0	0.0	0.0	32.5°
145°	0.0	0.0	0.0	0.0	0.0	0.0	0.0	0.0	0.0	0.0	0.0	35°
147.5°	0.0	0.0	0.0	0.0	0.0	0.0	0.0	0.0	0.0	0.0	0.0	37.5°
150°	0.0	0.0	0.0	0.0	0.0	0.0	0.0	0.0	0.0	0.0	0.0	40°
152.5°	0.0	0.0	0.0	0.0	0.0	0.0	0.0	0.0	0.0	0.0	0.0	42.5°
155°	0.0	0.0	0.0	0.0	0.0	0.0	0.0	0.0	0.0	0.0	0.0	45°
157.5°	0.0	0.0	0.0	0.0	0.0	0.0	0.0	0.0	0.0	0.0	0.0	47.5°
160°	0.0	0.0	0.0	0.0	0.0	0.0	0.0	0.0	0.0	0.0	0.0	50°
162.5°	0.0	0.0	0.0	0.0	0.0	0.0	0.0	0.0	0.0	0.0	0.0	52.5°
165°	0.0	0.0	0.0	0.0	0.0	0.0	0.0	0.0	0.0	0.0	0.0	55°
167.5°	0.0	0.0	0.0	0.0	0.0	0.0	0.0	0.0	0.0	0.0	0.0	57.5°
170°	0.0	0.0	0.0	0.0	0.0	0.0	0.0	0.0	0.0	0.0	0.0	60°
172.5°	0.0	0.0	0.0	0.0	0.0	0.0	0.0	0.0	0.0	0.0	0.0	62.5°
175°	0.0	0.0	0.0	0.0	0.0	0.0	0.0	0.0	0.0	0.0	0.0	65°
177.5°	0.0	0.0	0.0	0.0	0.0	0.0	0.0	0.0	0.0	0.0	0.0	66°
180°	0.0	0.0	0.0	0.0	0.0	0.0	0.0	0.0	0.0	0.0	0.0	67.5°
												70°
												72.5°
												75°
												77.5°
												80°
												82.5°
												85°
												87.5°
												90°
												92.5°
												95°
												97.5°
												100°
												102.5°
												105°
												107.5°

'226927
 ISW-AF-450-LED-E1-SL3-7060

REPORT NUMBER: P226927
 CATALOG NUMBER: ISW-AF-4!

TION (continued):

CANDELA DISTRIBUTION (con

83°	84°	85°	86°	87°	88°	89°	90°	95°	105°		115°	125°
0.0	0.0	0.0	0.0	0.0	0.0	0.0	0.0	0.0	0.0	0°	806.8	806.8
0.0	0.0	0.0	0.0	0.0	0.0	0.0	0.0	0.0	0.0	2.5°	780.4	773.1
0.0	0.0	0.0	0.0	0.0	0.0	0.0	0.0	0.0	0.0	5°	738.9	722.5
0.0	0.0	0.0	0.0	0.0	0.0	0.0	0.0	0.0	0.0	7.5°	682.9	651.1
0.0	0.0	0.0	0.0	0.0	0.0	0.0	0.0	0.0	0.0	10°	618.7	572.7
0.0	0.0	0.0	0.0	0.0	0.0	0.0	0.0	0.0	0.0	12.5°	552.3	493.5
0.0	0.0	0.0	0.0	0.0	0.0	0.0	0.0	0.0	0.0	15°	490.3	412.5
0.0	0.0	0.0	0.0	0.0	0.0	0.0	0.0	0.0	0.0	17.5°	425.2	329.2
0.0	0.0	0.0	0.0	0.0	0.0	0.0	0.0	0.0	0.0	20°	362.9	248.6
0.0	0.0	0.0	0.0	0.0	0.0	0.0	0.0	0.0	0.0	22.5°	292.3	174.4
0.0	0.0	0.0	0.0	0.0	0.0	0.0	0.0	0.0	0.0	25°	214.4	126.6
0.0	0.0	0.0	0.0	0.0	0.0	0.0	0.0	0.0	0.0	27.5°	153.0	101.1
0.0	0.0	0.0	0.0	0.0	0.0	0.0	0.0	0.0	0.0	30°	114.3	85.1
0.0	0.0	0.0	0.0	0.0	0.0	0.0	0.0	0.0	0.0	32.5°	91.5	73.8
0.0	0.0	0.0	0.0	0.0	0.0	0.0	0.0	0.0	0.0	35°	77.9	66.9
0.0	0.0	0.0	0.0	0.0	0.0	0.0	0.0	0.0	0.0	37.5°	69.7	62.4
0.0	0.0	0.0	0.0	0.0	0.0	0.0	0.0	0.0	0.0	40°	65.1	60.1
0.0	0.0	0.0	0.0	0.0	0.0	0.0	0.0	0.0	0.0	42.5°	62.4	57.8
0.0	0.0	0.0	0.0	0.0	0.0	0.0	0.0	0.0	0.0	45°	61.0	56.5
0.0	0.0	0.0	0.0	0.0	0.0	0.0	0.0	0.0	0.0	47.5°	60.1	54.6
0.0	0.0	0.0	0.0	0.0	0.0	0.0	0.0	0.0	0.0	50°	59.2	54.6
0.0	0.0	0.0	0.0	0.0	0.0	0.0	0.0	0.0	0.0	52.5°	59.6	55.5
0.0	0.0	0.0	0.0	0.0	0.0	0.0	0.0	0.0	0.0	55°	61.9	55.5
0.0	0.0	0.0	0.0	0.0	0.0	0.0	0.0	0.0	0.0	57.5°	65.6	55.5
0.0	0.0	0.0	0.0	0.0	0.0	0.0	0.0	0.0	0.0	60°	68.3	56.5
0.0	0.0	0.0	0.0	0.0	0.0	0.0	0.0	0.0	0.0	62.5°	69.2	58.3
0.0	0.0	0.0	0.0	0.0	0.0	0.0	0.0	0.0	0.0	65°	68.3	59.2
0.0	0.0	0.0	0.0	0.0	0.0	0.0	0.0	0.0	0.0	66°	67.4	59.2
0.0	0.0	0.0	0.0	0.0	0.0	0.0	0.0	0.0	0.0	67.5°	66.0	58.3
										70°	62.8	54.6
										72.5°	56.5	49.2
										75°	48.3	39.6
										77.5°	39.2	31.9
										80°	29.1	24.1
										82.5°	21.4	18.7
										85°	15.0	13.2
										87.5°	9.1	8.2
										90°	2.3	2.3
										92.5°	0.0	0.0
										95°	0.0	0.0
										97.5°	0.0	0.0
										100°	0.0	0.0
										102.5°	0.0	0.0
										105°	0.0	0.0
										107.5°	0.0	0.0



REPORT NUMBER: P226927

CATALOG NUMBER: ISW-AF-450-LED-E1-

50-LED-E1-SL3-7060

tinued):

135°	145°	155°	165°	175°	180°
806.8	806.8	806.8	806.8	806.8	806.8
768.1	767.6	756.2	754.0	746.2	750.3
703.0	695.2	674.7	670.6	662.0	659.7
625.1	603.7	587.3	569.1	551.8	560.5
534.0	498.1	462.1	438.4	428.9	425.7
447.5	382.9	337.8	291.4	275.0	280.9
342.8	269.1	209.0	182.1	166.6	163.9
241.8	172.6	144.8	138.0	134.8	134.8
163.9	131.6	121.1	117.9	117.9	118.4
124.7	110.6	106.1	106.5	108.4	108.8
103.3	97.9	95.6	98.8	102.4	102.9
89.2	87.9	88.3	92.4	96.1	96.5
78.3	79.7	81.5	85.1	88.3	89.2
70.6	72.8	74.2	76.5	78.3	78.8
65.1	67.8	67.4	68.7	70.1	70.6
61.9	63.3	61.9	62.8	62.8	63.7
59.2	59.6	57.4	57.8	58.7	58.7
56.5	56.0	53.7	54.6	56.0	56.5
53.7	52.8	51.0	52.8	55.1	55.5
51.4	50.5	49.6	51.9	54.6	55.1
50.5	49.6	48.7	51.9	54.6	55.1
50.5	49.6	48.7	51.0	53.7	54.2
51.0	50.1	48.3	50.5	52.4	52.8
51.4	50.5	47.3	48.7	49.6	50.1
51.4	49.6	46.4	46.9	46.9	47.3
50.5	48.3	44.6	44.6	44.2	44.2
50.5	46.4	42.8	41.9	41.0	41.0
50.1	46.0	42.3	41.0	39.6	39.6
49.2	45.1	41.4	39.6	38.2	38.2
46.0	43.3	39.2	37.3	36.0	35.5
41.0	39.6	36.4	35.1	33.7	33.2
34.6	35.1	33.2	32.3	31.0	30.5
29.1	30.0	29.1	28.7	27.8	27.3
23.2	25.0	24.1	24.1	24.6	23.7
17.8	20.0	19.1	20.0	20.9	19.6
12.3	14.6	14.6	15.0	15.5	14.6
7.7	9.6	9.1	9.6	9.6	9.1
1.8	3.2	1.8	2.7	2.3	1.8
0.0	0.0	0.0	0.0	0.0	0.0
0.0	0.0	0.0	0.0	0.0	0.0
0.0	0.0	0.0	0.0	0.0	0.0
0.0	0.0	0.0	0.0	0.0	0.0
0.0	0.0	0.0	0.0	0.0	0.0
0.0	0.0	0.0	0.0	0.0	0.0
0.0	0.0	0.0	0.0	0.0	0.0
0.0	0.0	0.0	0.0	0.0	0.0
0.0	0.0	0.0	0.0	0.0	0.0

CANDELA DISTRIBUTION (continued):

	115°	125°	135°
110°	0.0	0.0	0.0
112.5°	0.0	0.0	0.0
115°	0.0	0.0	0.0
117.5°	0.0	0.0	0.0
120°	0.0	0.0	0.0
122.5°	0.0	0.0	0.0
125°	0.0	0.0	0.0
127.5°	0.0	0.0	0.0
130°	0.0	0.0	0.0
132.5°	0.0	0.0	0.0
135°	0.0	0.0	0.0
137.5°	0.0	0.0	0.0
140°	0.0	0.0	0.0
142.5°	0.0	0.0	0.0
145°	0.0	0.0	0.0
147.5°	0.0	0.0	0.0
150°	0.0	0.0	0.0
152.5°	0.0	0.0	0.0
155°	0.0	0.0	0.0
157.5°	0.0	0.0	0.0
160°	0.0	0.0	0.0
162.5°	0.0	0.0	0.0
165°	0.0	0.0	0.0
167.5°	0.0	0.0	0.0
170°	0.0	0.0	0.0
172.5°	0.0	0.0	0.0
175°	0.0	0.0	0.0
177.5°	0.0	0.0	0.0
180°	0.0	0.0	0.0

